



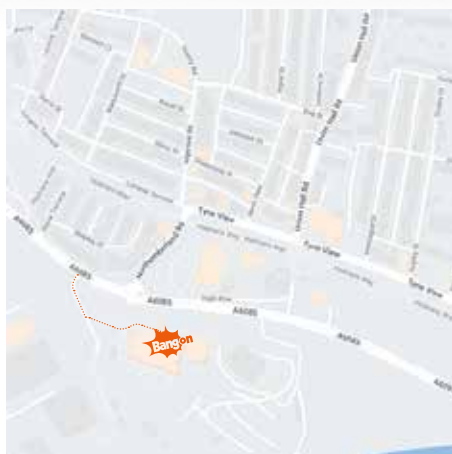
STUDENT
SERVICES



PRINT & BIND GUIDE

2025





Unit 6 Mandale Park
Lemington
Newcastle upon Tyne
NE15 8BU

Contact us:
0191 466 1125
hello@bangonprint.co.uk
bangonprint.co.uk

What 3 Words:
/// trio.stone.hips



ABOUT US

Bang On Print & Design has been providing a service for the student community of Newcastle & neighbouring cities for over a decade now.

We boast that our knowledge, experience and customer care are second to none and we would love to prove this to you and your colleagues.

Our range of services is vast, from simple sheet printing, stationery, presentation print to garment printing and large format boards. Whatever your print requirement, we will be in a position to produce for you or at the very least advise.

This guide is 'how to' for setting up Perfect Bound or Saddle Stitch Brochures. Along with price guides for the majority of common requests.

Best of luck on your projects and any questions please don't hesitate to ask!



CONTENTS

1	Set up guide for perfect bound & saddle stitch booklets	
	Initial setup - creating document - page size, margins, bleed.....	08
	Layout Setup - being conscious of graphic placement on spreads.....	10
	F.A.Q. and Spine width measurements.....	12
	Front cover set up.....	14
	Spine & Inside Front cover set up.....	16
	Exporting for Print.....	18
	Foil set up guide.....	22
	Submitting your artwork.....	24
2	Perfect Bound Book price guide	
	Product description and options	
	A3 price guide.....	30
	A4 price guide.....	31
	A5 price guide.....	32
3	Wire Bound Booklet price guide	
	Product description and options	
	A3 price guide.....	34
	A4 price guide.....	35
	A5 price guide.....	36
4	Saddle Stitch Booklet price guide	
	Product description and options	
	A4 price guide.....	39
	A5 price guide.....	40
	A6 price guide.....	41
5	Print and Mount price guide	44



1

SET UP GUIDE

For perfect bound & saddle stitch booklets

The following guide is based on using Adobe Indesign. Check out the FAQ section on our website for links to Tutorials.

INITIAL SET UP

Following guidelines using **InDesign**

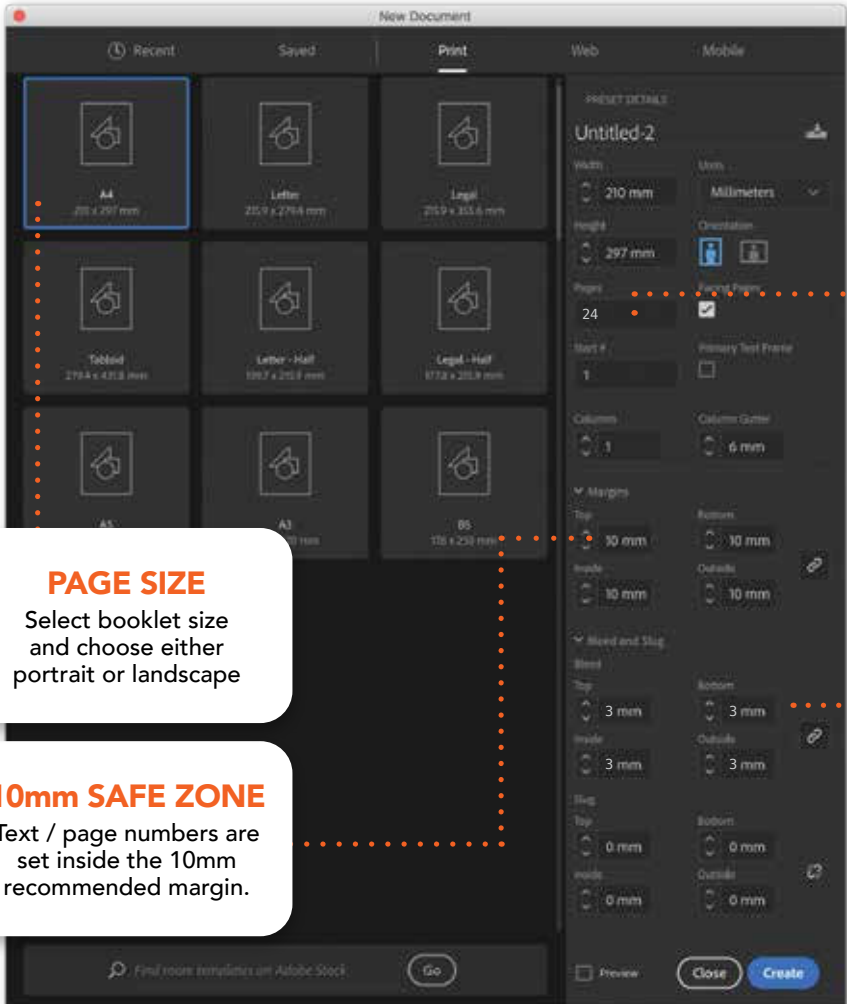
(The same principles apply to whatever application you use to create)

1. Create a new document
2. Choose File >
New >
Document (A5, 24 page portrait Booklet example shown)



PAGE NUMBERS

Select number of pages required in your booklet



PAGE SIZE

Select booklet size and choose either portrait or landscape

10mm SAFE ZONE

Text / page numbers are set inside the 10mm recommended margin.

3MM BLEED

Ensure any background images run into the bleed area.
(this area will be trimmed / removed to final size)

LAYOUT SETUP

Designing - your initial set up guide

(The same principles apply to whatever application you use to create)

1. Choose page size (you can add more pages later)
2. Add 3mm Bleed (include all sides of your artboard)
3. Page numbers (ideally setup this up in your Master page)
4. Margins (a minimum of 10mm in from the artboard edges)



3MM BLEED

Background images/design flows into bleed area
(this area will be trimmed/removed to booklets final size)

CENTRE LINE:

Text isn't set over centre of page

**PAGE NUMBERING:**

Page numbers are not too close to the edge of the document (10mm recommended margin)

MARGIN:

Recommended 10mm margin set around page document

FAQ (Page Count, Type & Width of Spine)

Guidelines on setting up your cover and spine.

(The same principles apply to whatever application you use to create your work)

1. What is the minimum number of pages or a perfect bind?

To create a perfect bound book, the page block has to provide enough surface area for the glue to bind the pages and cover together securely. If the page count is too narrow, it cannot accommodate enough glue to hold the pages intact. 20 pages minimum is recommended.

2. Can any perfect bound book have printing on its spine?

The book's spine has to be wide enough to properly display the printing. This will largely depend on the number of pages within the book as well as the thickness of the pages.

The wider the spine, the more surface area it has to display printing. Even though Perfect Bound books can be made as thin as 4mm, Generally it takes a spine thickness of 7mm or more to allow for printing that is large enough to be read easily.

3. How do you determine the width of the spine?

It is difficult to advise accurately, but if using the table below should give a good starting point. Once you have your final page count inform us and we will tell you the final spine to setup.

SPINE WIDTHS FOR INTERNAL PAGES (NOT INC COVER)

PAGES	20pp	30pp	40pp	50pp	60pp	70pp	80pp	90pp	100pp	120pp
Size	3mm	4mm	4.5mm	5.5mm	6.5mm	7mm	8mm	8.5mm	9.5mm	10.5mm

PAGES	130pp	140pp	150pp	160pp	170pp	180pp	190pp	200pp	210pp	220pp
Size	11.5mm	12.5mm	13mm	14mm	14.5mm	15.5mm	16mm	17mm	17.5mm	18.5mm

4. Page size within print .pdf supplied

Please ensure that all of the pages within your print ready .pdf are the same dimensions. On some occasions CAD files or diagrams have been supplied inserted into the document at original sizes (e.g. A1 vs A4 or similar size it should be).

We will not be liable if pages are not the correct size and are produced cropped or scaled.

Also, please ensure that you **scale your graphics, photos, images to be the size required within your publication**. Placing an A1 size image, then scaling small to fit on half A4 for example will result in your final .pdf being far larger than required. Save the large file as different name, scale to the correct size and this will help space and print times.

We can set up your covers for you for additional charge of (£10.00 + vat) if required

CREATING YOUR COVER

Perfect Bind Cover setup guide using **InDesign**

(The same principles apply to whatever application you use to create)


Example Job (See overleaf)

1. Always setup your artwork with 3mm bleed.
2. Setup your cover after you know the final page count.
(see page 11 to work out the spine width)

3MM BLEED

Background images/design flows into bleed area
(this area will be trimmed/removed to booklets final size)

FRONT COVER



BACK COVER

BOOKLET SPINE

For every 10 printed pages, add a 1mm for your booklet spine, then add a further 1mm. (example above shows a 11mm spine this converts to 100 printed pages)

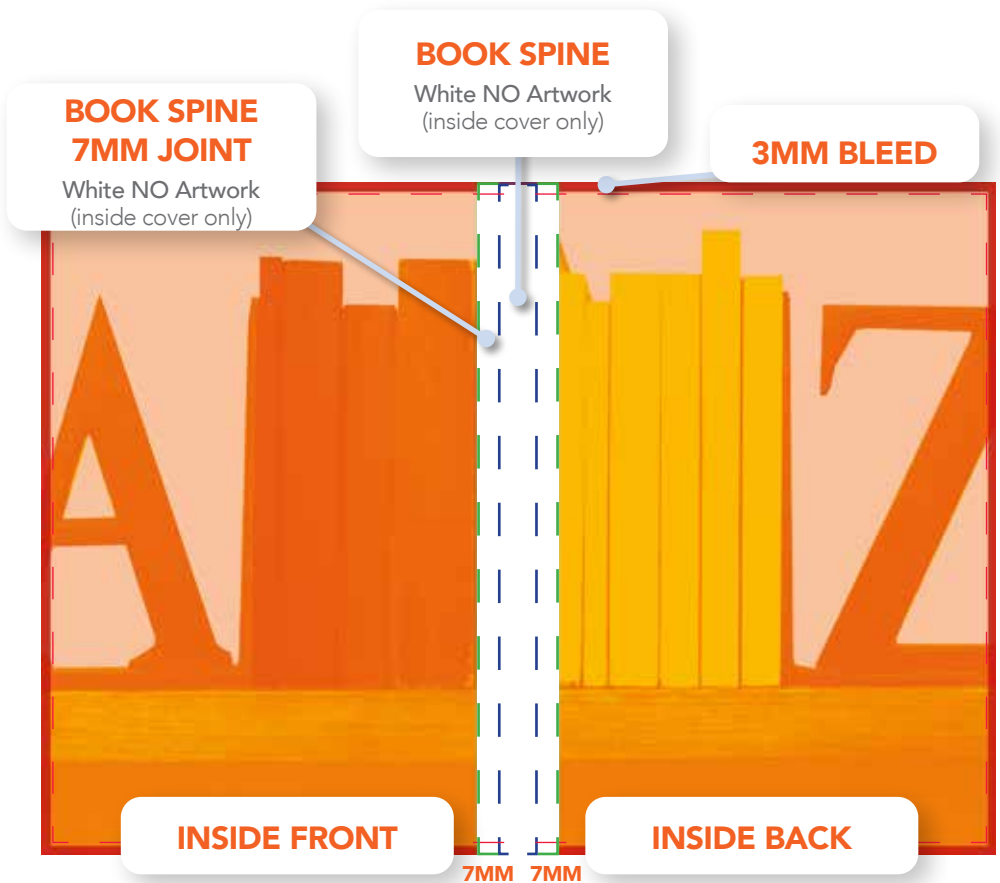
SPINE SET UP

Setting up your cover artwork using **InDesign**

(The same principles apply to whatever application you use to create)

1. Submit your artwork as a 2 page, print ready PDF.
2. Please supply each page (not spreads) with 3mm bleed.
(see illustration overleaf)





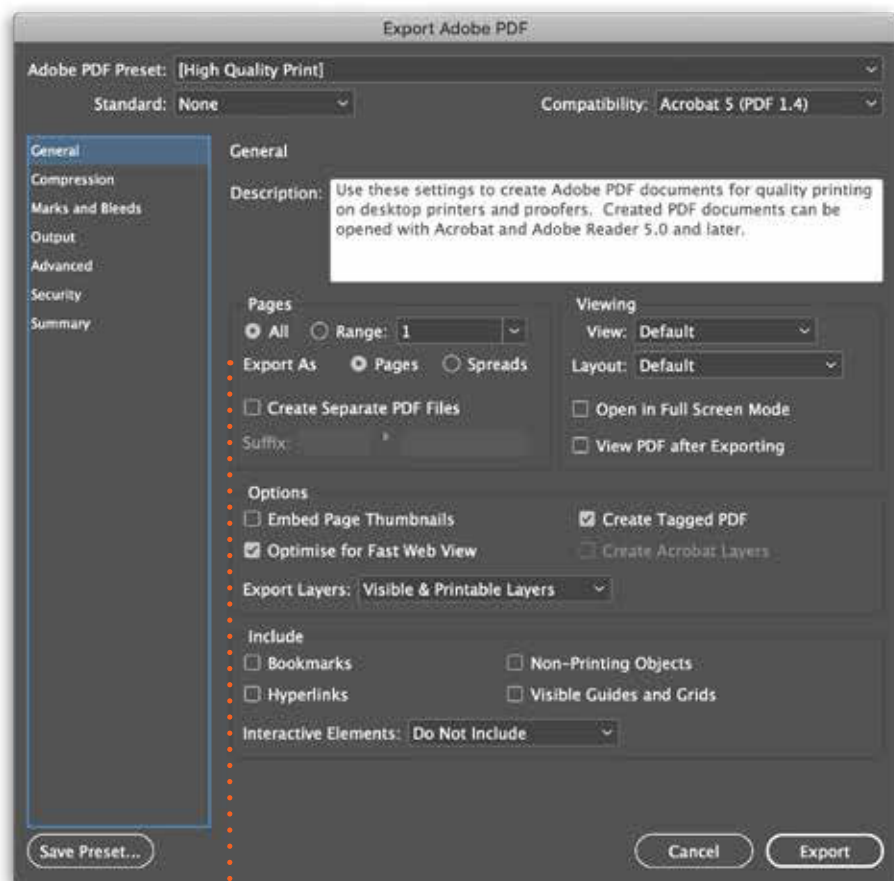
PRINT GUIDE (STEP 1)

Exporting for print

(Submitting your artwork)

1. Once your design is complete, you will need to export as a PDF.
2. Choose File >
Export >
Select / change settings (see illustration opposite)





PAGES

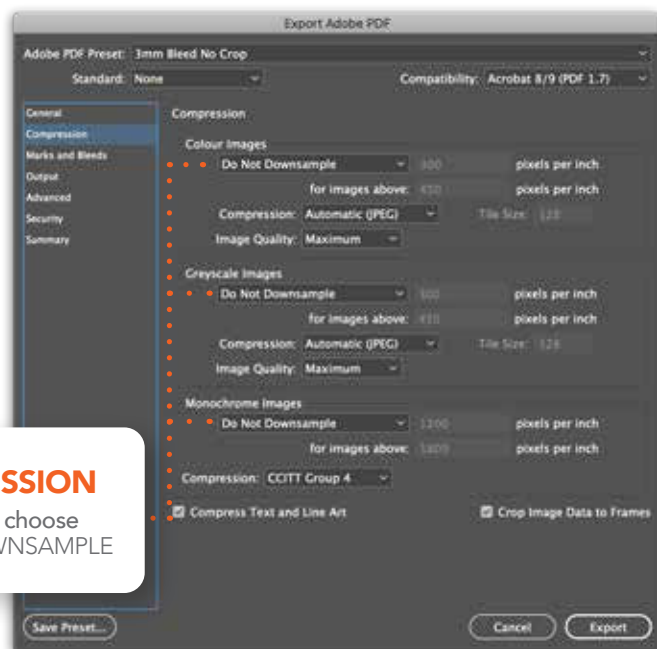
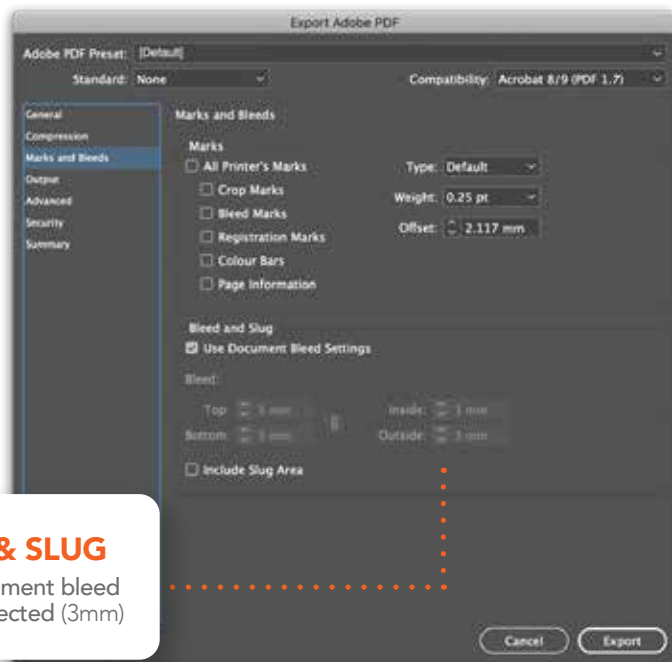
All pages are selected
(Not spreads)

PRINT GUIDE (STEP 2)

Exporting for print (STEP TWO)

1. Go to Marks and Bleeds
2. Check Bleed and Slug is ticked >
Ensure document bleed setting is selected to 3mm >
Compression (Ensure you **DO NOT DOWNSAMPLE** images)





FOIL SET UP GUIDE

The options for foiling we have are Gold (yellow/normal), Rose Gold, Silver and Copper. We also can produce a 'black' overprint, which gives a black sheen to a soft touch laminate finish (pictured below).

How to set your file up

An example scenario would be for a front cover. If you had a full photograph that was to be printed on the cover, then foiled text across the photo, you would supply this cover/page as two separate PDF files (see example photos to the right).

PDF FILE 1 - the full printable cover 'without' the text on it. So it's just the full imagery that is behind the text or graphic that is to be foiled.

PDF FILE 2 - an identical sized page, but with ONLY the text or area to be foiled as a full colour CMYK black on a white page.



EXAMPLE OF THE FINAL FINISHED ITEM



NOTE: We cannot print on top of the foil sleeking, so please ensure your foiled area is free from any text or other



PDF FILE 1

Supplied at the correct size, with all foiled parts removed.

PDF FILE 2

Supplied at the correct size, with the foiled parts only in

FINAL PRINT

The finished print with foil overlay

SUBMIT YOUR WORK

Sending your artwork to us

1. Come to see us and discuss your work
2. You can call in to speak with and check your work.
3. We accept most removable medias.
4. You can Dropbox us or simply send using '[wetransfer.com](https://www.wetransfer.com)'.
(see how to guide overleaf)



Wetransfer.com is a FREE online file transfer service which allows you to send large files, normally you cannot send via email.

UPLOAD FILES

Select your artwork as a PDF

Send up to 2GB

● Add files

info@bangonprint

+ Add more friends

+ Your email

ADD OUR EMAIL

info@bangonprint.co.uk

ADD YOUR EMAIL

Please find attached my P.D.F



Transfer



TRANSFER

Select transfer to UPLOAD files.
Await file to be fully uploaded
and received

2

PERFECT BOUND BOOK PRICE GUIDE

OPTIONS

The product

Providing a clean cut professional binding finish for all of your soft cover documents, brochures and books. Perfect bound documents and brochures have neat clean "perfect" edges with a square spine. Our strong PUR binding glue allows strong binding for up to 800 pages.

PUR Perfect binding is frequently used for annual reports, manuals, product brochures, magazines, prospectus' and paperback books.

See options for book production

- A6, A5, A4 and A3 size, or equivalents
- 1mm to 40mm thickness
- Matt, gloss or silk paper or card stocks as standard
- Matt, gloss or soft touch lamination for covers
- Gold, Silver, Rose Gold & Black foiling for covers
- Spot UV for covers

Paper Types and Inserts

Supplying your own paper or card

Sadly we can't permit the supply of card or paper stocks which aren't approved. We have a good range of paper and card to choose from, with samples in store to take away. This covers gloss, silk and matt papers and the lamination finishes if required.

We can order in certain Conqueror or GF Smith stocks if given enough time to do so. If you require your print to be completed in 5 working days or less, then it is our standard stocks that can be chosen from. Longer lead times will allow us to order in the Conqueror or GF Smith stocks chosen. These stocks would have to be digitally approved for our press, of which we would advise.

Inserts

Should you wish to add inserts within your perfect bound book, we can provide this service, within reason.

The inserts must be on no thicker paper than 170gsm. It must not be heavily textured or metallic, basically all subject to site. Paper supplied should be SRA3 in size or additional charges may incur for cutting and preparing.

Charges additional to the print and bind for inserts are £3.00 per page inserted and £5.00 per page if it is a folded insert.

Turnaround

Standard turnaround is 5 working days but we can produce quicker if required. Next day / Same day turnarounds can be arranged at a premium, subject to finish required (e.g. no foiling or special finishes).

We cannot book slots, but once you have a price and agreed on the quotation we can book you in preparation. It's then subject to your artwork being accurate when received to hit deadline required.

Note: lamination and foiling requires 3 working days to produce minimum.

A3 Landscape or up to 300x300mm size Perfect Bound Brochure

Internals print full colour, double sided on 160gsm smooth paper.

Covers print full colour, double sided on 350gsm smooth card.

PERFECT BIND PRICING						
PAGE COUNT:	0 - 40pp	42 - 60pp	62 - 80pp	82 - 120pp	122 - 160pp	162 - 200pp
1 COPY	£57	£60	£64	£72	£80	£88
2 COPIES	£66	£74	£82	£98	£113	£128
3 COPIES	£76	£88	£99	£123	£144	£168
4 COPIES	£86	£101	£116	£148	£178	£208
5 COPIES	£95	£114	£132	£171	£209	£248

PERFECT BIND PRICING WITH FOILING (GOLD, SILVER, ROSE GOLD, BLACK)						
PAGE COUNT:	0 - 40pp	42 - 60pp	62 - 80pp	82 - 120pp	122 - 160pp	162 - 200pp
1 COPY	£85	£88	£92	£99	£108	£114
2 COPIES	£98	£105	£112	£127	£141	£156
3 COPIES	£110	£122	£133	£154	£176	£199
4 COPIES	£123	£138	£152	£181	£212	£241
5 COPIES	£136	£153	£172	£208	£246	£282

TURNAROUND OPTIONS

STANDARD - Pricing above based on
4 to 5 working days to produce

EXPRESS - next working day **+25%**

SAME DAY +50%
(subject to availability)

LAMINATED COVERS:

£10.00 to above pricing per book
(£2.00 per book after first)
Matt, gloss or soft touch
laminate available

PRINTED INSERTS:

additional **£3.00** per page or
£5.00 if folded

(for larger quantities please contact a member of staff)

A4 Portrait or Landscape or up to 210x210mm size Perfect Bound Brochure

Internals print full colour, double sided on 160gsm smooth paper.
Covers print full colour, double sided on 350gsm smooth card.

PERFECT BIND PRICING						
PAGE COUNT:	0 - 40pp	42 - 60pp	62 - 80pp	82 - 120pp	122 - 160pp	162 - 200pp
1 COPY	£43	£46	£47	£50	£53	£57
2 COPIES	£48	£51	£54	£61	£68	£74
3 COPIES	£53	£58	£62	£72	£82	£92
4 COPIES	£58	£64	£70	£83	£96	£108
5 COPIES	£62	£70	£77	£94	£109	£126

PERFECT BIND PRICING WITH FOILING (GOLD, SILVER, ROSE GOLD, BLACK)						
PAGE COUNT:	0 - 40pp	42 - 60pp	62 - 80pp	82 - 120pp	122 - 160pp	162 - 200pp
1 COPY	£86	£88	£89	£93	£98	£101
2 COPIES	£93	£98	£101	£108	£116	£124
3 COPIES	£100	£106	£112	£124	£136	£146
4 COPIES	£108	£116	£124	£138	£154	£168
5 COPIES	£116	£125	£135	£154	£172	£192

TURNAROUND OPTIONS

STANDARD - Pricing above based on
4 to 5 working days to produce

EXPRESS - next working day **+25%**

SAME DAY +50%
(subject to availability)

LAMINATED COVERS:

£10.00 to above pricing per book
(£2.00 per book after first)
Matt, gloss or soft touch
laminate available

PRINTED INSERTS:

additional **£3.00** per page or
£5.00 if folded

(for larger quantities please contact a member of staff)

A5 Portrait or Landscape Perfect Bound Brochure

Internals print full colour, double sided on 160gsm smooth paper.

Covers print full colour, double sided on 350gsm smooth card.

PERFECT BIND PRICING						
PAGE COUNT:	0 - 40pp	42 - 60pp	62 - 80pp	82 - 120pp	122 - 160pp	162 - 200pp
1 COPY	£42	£42	£43	£46	£47	£49
2 COPIES	£44	£46	£48	£51	£54	£58
3 COPIES	£48	£50	£52	£58	£62	£68
4 COPIES	£50	£53	£57	£63	£70	£76
5 COPIES	£53	£58	£62	£70	£77	£85

PERFECT BIND PRICING WITH FOILING (GOLD, SILVER, ROSE GOLD, BLACK)						
PAGE COUNT:	0 - 40pp	42 - 60pp	62 - 80pp	82 - 120pp	122 - 160pp	162 - 200pp
1 COPY	£84	£84	£86	£88	£89	£92
2 COPIES	£87	£88	£90	£95	£99	£102
3 COPIES	£92	£95	£99	£104	£111	£116
4 COPIES	£96	£100	£102	£111	£118	£126
5 COPIES	£101	£106	£111	£122	£130	£140

TURNAROUND OPTIONS

STANDARD - Pricing above based on
4 to 5 working days to produce

EXPRESS - next working day **+25%**

SAME DAY +50%
(subject to availability)

LAMINATED COVERS:

£10.00 to above pricing per book
(**£2.00** per book after first)
Matt, gloss or soft touch
lamine available

PRINTED INSERTS:

additional **£3.00** per page or
£5.00 if folded

(for larger quantities please contact a member of staff)

3

WIRE BOUND BOOK PRICE GUIDE

A3 Landscape or up to 300x300mm size Wire Bound Brochure

Internals print full colour, double sided on 160gsm smooth paper.
Covers print full colour, double sided on 350gsm smooth card.

WIRE BIND PRICING						
PAGE COUNT:	0 - 40pp	42 - 60pp	62 - 80pp	82 - 120pp	122 - 160pp	162 - 200pp
1 COPY	£31	£35	£40	£47	£53	£59
2 COPIES	£38	£44	£53	£66	£79	£91
3 COPIES	£44	£54	£66	£85	£104	£123
4 COPIES	£51	£64	£80	£105	£129	£154
5 COPIES	£58	£74	£93	£124	£156	£186

WIRE BIND PRICING WITH FOILING (GOLD, SILVER, ROSE GOLD, BLACK)						
PAGE COUNT:	0 - 40pp	42 - 60pp	62 - 80pp	82 - 120pp	122 - 160pp	162 - 200pp
1 COPY	£71	£76	£80	£88	£96	£104
2 COPIES	£86	£94	£103	£119	£135	£151
3 COPIES	£100	£114	£126	£150	£174	£198
4 COPIES	£116	£132	£149	£181	£212	£245
5 COPIES	£131	£150	£172	£211	£252	£292

**SAME DAY
PRINTING:**
+50% cost
(SUBJECT TO
AVAILABILITY)

**WIRE BINDING
COLOUR:**
White or Black available

PRINTED INSERTS:
additional £3.00 per
page or £5.00 if folded

(for larger quantities please contact a member of staff)

A4 Portrait or Landscape or up to 210x210mm size Wire Bound Brochure

Internals print full colour, double sided on 160gsm smooth paper.
Covers print full colour, double sided on 350gsm smooth card.

WIRE BIND PRICING						
PAGE COUNT:	0 - 40pp	42 - 60pp	62 - 80pp	82 - 120pp	122 - 160pp	162 - 200pp
1 COPY	£31	£32	£35	£38	£41	£44
2 COPIES	£35	£39	£42	£49	£57	£63
3 COPIES	£39	£44	£50	£60	£71	£81
4 COPIES	£42	£50	£58	£71	£85	£98
5 COPIES	£47	£55	£65	£82	£99	£116

WIRE BIND PRICING WITH FOILING (GOLD, SILVER, ROSE GOLD, BLACK)						
PAGE COUNT:	0 - 40pp	42 - 60pp	62 - 80pp	82 - 120pp	122 - 160pp	162 - 200pp
1 COPY	£68	£70	£71	£76	£80	£84
2 COPIES	£79	£82	£87	£95	£104	£112
3 COPIES	£88	£96	£102	£114	£127	£139
4 COPIES	£99	£108	£116	£133	£150	£167
5 COPIES	£110	£121	£131	£152	£173	£193

**SAME DAY
PRINTING:**
+50% cost
(SUBJECT TO
AVAILABILITY)

**WIRE BINDING
COLOUR:**
White or Black available

PRINTED INSERTS:
additional £3.00 per
page or £5.00 if folded

(for larger quantities please contact a member of staff)

A5 Portrait or Landscape Wire Bound Brochure

Internals print full colour, double sided on 160gsm smooth paper.

Covers print full colour, double sided on 350gsm smooth card.

WIRE BIND PRICING						
PAGE COUNT:	0 - 40pp	42 - 60pp	62 - 80pp	82 - 120pp	122 - 160pp	162 - 200pp
1 COPY	£29	£31	£32	£33	£36	£38
2 COPIES	£32	£35	£37	£41	£44	£49
3 COPIES	£35	£38	£41	£48	£53	£60
4 COPIES	£37	£41	£46	£54	£62	£71
5 COPIES	£40	£46	£51	£61	£71	£81

WIRE BIND PRICING WITH FOILING (GOLD, SILVER, ROSE GOLD, BLACK)						
PAGE COUNT:	0 - 40pp	42 - 60pp	62 - 80pp	82 - 120pp	122 - 160pp	162 - 200pp
1 COPY	£65	£66	£68	£70	£72	£75
2 COPIES	£74	£76	£79	£83	£87	£92
3 COPIES	£82	£86	£90	£97	£103	£110
4 COPIES	£91	£96	£99	£109	£119	£127
5 COPIES	£100	£106	£110	£122	£133	£145

**SAME DAY
PRINTING:**
+50% cost
(SUBJECT TO
AVAILABILITY)

**WIRE BINDING
COLOUR:**
White or Black available

PRINTED INSERTS:
additional £3.00 per
page or £5.00 if folded

(for larger quantities please contact a member of staff)

4

SADDLE STITCH BOOKLET PRICE GUIDE

OPTIONS

The product

Our saddle stitched booklets/brochures are a great way of presenting a small to medium page document, affordably. Whilst still presenting a great printed finish, with all the extra options of the perfect bind route.

Saddle stitched means binding pages together using staples (known as stitches) along the spine. ... Thus, a single page folded in half becomes a 4-page "book" and so on.

See options for book production

A4 portrait only, A5 & A6 Portrait or Landscape up to 48pp maximum size (based on paper option in price guide). Thicker papers can be used if you have a booklet with less pages. This can be confirmed on request.

- Matt, gloss or silk paper or card stocks as standard
- Matt, gloss or soft touch lamination* for covers
- Gold or Silver foiling for covers*
- Spot UV for covers*

Price options for all above can be found within the following pages.
NB. Items marked* above are as follows:

A4 Portrait - Saddle Stitch Brochure

Internals print full colour, double sided on 120gsm smooth paper.

Covers print full colour, double sided on 250gsm smooth card.

PAGE NUMBERS										
QTY	12pp	16pp	20pp	24pp	28pp	32pp	36pp	40pp	44pp	48pp
1	£37	£37	£38	£38	£38	£39	£39	£39	£40	£40
2	£39	£39	£40	£41	£42	£42	£43	£44	£44	£45
3	£41	£42	£43	£44	£45	£46	£47	£48	£49	£50
4	£42	£44	£45	£47	£48	£50	£51	£52	£54	£55
5	£44	£46	£48	£50	£51	£53	£55	£57	£58	£60
6	£46	£48	£50	£52	£55	£57	£59	£61	£63	£65
7	£48	£50	£53	£55	£58	£60	£63	£65	£68	£70
8	£50	£53	£55	£58	£61	£64	£67	£70	£73	£75
9	£52	£55	£58	£61	£64	£68	£71	£74	£77	£80
10	£54	£57	£61	£64	£68	£72	£75	£79	£82	£86
11	£56	£60	£63	£67	£71	£75	£79	£83	£87	£91
12	£58	£62	£66	£70	£75	£79	£83	£87	£92	£96
13	£59	£64	£69	£73	£78	£82	£87	£92	£96	£101
14	£61	£66	£71	£76	£81	£86	£91	£96	£101	£106
15	£63	£68	£74	£79	£84	£90	£95	£100	£105	£111
20	£72	£79	£86	£93	£100	£107	£114	£122	£129	£136
30	£90	£101	£111	£122	£132	£143	£153	£164	£174	£185
40	£108	£122	£136	£150	£164	£178	£192	£206	£220	£234
50	£126	£143	£160	£178	£195	£212	£230	£247	£264	£282
75	£169	£195	£220	£246	£272	£297	£323	£348	£374	£400
100	£211	£245	£278	£312	£346	£379	£413	£447	£480	£514
150	£291	£340	£389	£438	£487	£536	£585	£634	£684	£733

A5 Portrait or Landscape - Saddle Stitch Brochure

Internals print full colour, double sided on 120gsm smooth paper.

Covers print full colour, double sided on 250gsm smooth card.

PAGE NUMBERS										
QTY	12pp	16pp	20pp	24pp	28pp	32pp	36pp	40pp	44pp	48pp
1	£36	£37	£37	£37	£37	£38	£38	£38	£38	£38
2	£37	£37	£38	£38	£38	£39	£39	£40	£40	£40
3	£39	£39	£40	£40	£41	£41	£42	£42	£43	£43
4	£39	£40	£40	£41	£42	£43	£43	£44	£45	£45
5	£41	£42	£42	£43	£44	£45	£46	£47	£48	£49
6	£41	£42	£43	£44	£45	£46	£48	£49	£50	£51
7	£43	£44	£45	£47	£48	£49	£50	£51	£53	£54
8	£43	£45	£46	£47	£49	£50	£52	£53	£55	£56
9	£45	£46	£48	£50	£51	£53	£54	£56	£57	£59
10	£46	£48	£50	£51	£53	£55	£57	£59	£60	£62
11	£48	£50	£52	£54	£55	£58	£59	£61	£63	£65
12	£48	£50	£52	£55	£57	£59	£61	£63	£65	£67
13	£50	£52	£54	£57	£59	£61	£63	£66	£68	£71
14	£50	£53	£55	£58	£60	£63	£65	£68	£70	£72
15	£52	£54	£57	£60	£62	£65	£68	£70	£73	£76
20	£56	£60	£63	£67	£70	£74	£77	£81	£84	£88
30	£66	£72	£77	£82	£87	£93	£98	£103	£108	£114
40	£76	£83	£90	£97	£104	£111	£118	£125	£132	£139
50	£86	£95	£103	£112	£121	£129	£138	£147	£155	£164
75	£110	£123	£136	£149	£162	£175	£187	£200	£213	£226
100	£133	£150	£167	£184	£201	£217	£234	£251	£268	£285
150	£178	£202	£227	£251	£276	£300	£325	£349	£374	£398

A6 Portrait or Landscape - Saddle Stitch Brochure

Internals print full colour, double sided on 120gsm smooth paper.

Covers print full colour, double sided on 250gsm smooth card.

PAGE NUMBERS										
QTY	12pp	16pp	20pp	24pp	28pp	32pp	36pp	40pp	44pp	48pp
1	£36	£36	£36	£37	£37	£37	£37	£37	£37	£37
2	£37	£37	£37	£37	£37	£38	£38	£38	£38	£38
3	£37	£38	£38	£38	£38	£39	£39	£39	£39	£40
4	£37	£38	£38	£38	£39	£39	£40	£40	£40	£41
5	£38	£38	£39	£39	£40	£40	£40	£41	£42	£42
6	£39	£40	£40	£41	£41	£42	£42	£43	£43	£44
7	£40	£40	£41	£41	£42	£43	£43	£44	£45	£45
8	£40	£41	£41	£42	£43	£43	£44	£45	£46	£46
9	£40	£41	£42	£43	£44	£44	£45	£46	£47	£47
10	£42	£44	£44	£45	£46	£47	£48	£49	£50	£51
15	£43	£44	£45	£46	£47	£48	£49	£50	£51	£52
20	£43	£44	£45	£46	£47	£49	£50	£51	£52	£53
25	£44	£45	£46	£47	£48	£49	£50	£52	£53	£54
30	£45	£46	£47	£49	£50	£51	£52	£54	£55	£56
35	£45	£47	£48	£49	£51	£52	£53	£55	£56	£57
40	£48	£50	£52	£53	£55	£57	£59	£60	£62	£64
45	£54	£57	£60	£63	£65	£68	£70	£73	£76	£78
50	£60	£63	£67	£70	£74	£77	£81	£84	£88	£91
75	£66	£71	£75	£79	£84	£88	£92	£97	£101	£105
100	£81	£87	£93	£100	£106	£113	£119	£125	£132	£138
150	£94	£102	£111	£119	£128	£136	£144	£153	£161	£170
200	£121	£133	£145	£158	£170	£182	£194	£207	£219	£231

5

PRINT AND MOUNT PRICE GUIDE

PRINT & MOUNT

Matt or Gloss Outdoor grade vinyl, print full colour, high.
Mounted to 5mm foam centred board or 3mm PVC board.

SIZE				
QTY	A3	A2	A1	A0
1	£25	£30	£40	£60
2	£31	£39	£58	£92
3	£37	£50	£78	£128
4	£43	£59	£95	£158
5	£49	£69	£114	£190
6	£54	£78	£130	£218
7	£59	£86	£145	£248
8	£63	£92	£157	£274
9	£67	£99	£170	£301
10	£70	£104	£179	£324

SAME DAY PRINTING: +50% cost
(SUBJECT TO AVAILABILITY)





Bang on Print & Design

0191 466 1125 | hello@bangonprint.co.uk

www.bangonprint.co.uk